


OIDB ACTIVITIES AT A GLANCE F. Y 2018-19

(APRIL – SEPTEMBER, 2018)



तेल उद्योग विकास बोर्ड

पेट्रोलियम एवं प्राकृतिक गैस मंत्रालय, भारत सरकार

Oil Industry Development Board

Ministry of Petroleum & Natural Gas, Government of India

OIDB ACTIVITIES AT A GLANCE

In pursuance of its mandate, OIDB has been providing assistance through Grants to its five regular grantee institutes namely Directorate General of Hydrocarbons (DGH), Oil Industry Safety Directorate (OISD), Centre for High Technology (CHT), Petroleum Conservation Research Association (PCRA) and Petroleum Planning and Analysis Cell (PPAC). Besides, OIDB also provides grants to promote R&D by the Oil industrial concerns. Since FY-1975-76 to FY-2017-18, OIDB has disbursed a cumulative grant of Rs.3498.66 crore towards regular grant and grant for R&D activities. During the FY-2018-19 (till 30.09.2018), Rs.162.92 crore has been released towards regular grant and grant for R&D activities.

OIDB has been providing loan assistance to oil PSUs ever since its creation in 1974-75 and disbursed a cumulative loan of Rs.41155.86 crore till the FY-2017-18. During 2018-19, a loan assistance of Rs.100 crore has been released to HPCL in August, 2018 for their Visakh Refinery Expansion project and another loan assistance of Rs.46.37 crore has been released to BCPL on 04.10.2018 for their Assam Gas Cracker project. Besides, an amount of Rs.36.66 crore to GAIL Gas Ltd. for their City Gas Distribution project in the city of Bangaluru and Rs.268 crore to MRPL for their BS VI Auto Fuel Quality Compliance project were also approved by OID Board which are yet to be released during the FY-2018-19.

In addition, OIDB has also been providing need based advances to Oil Sector for various developmental activities. During FY-2018-19, an advance of Rs.30.00 crore has been provided to RGIPT for their Bangaluru campus on the directions of MOP&NG.

To ensure energy security, the Government of India had decided to set up 5.33 million metric tons (MMT) of strategic crude oil storages at three locations namely, Visakhapatnam, Mangalore and Padur. These strategic storages would be in addition to the existing storages of crude oil and petroleum products with the oil companies and would serve as a cushion in response to external supply disruptions. The construction of the strategic crude oil storage facilities is being managed by Indian Strategic Petroleum Reserves Limited (ISPRL), a Special Purpose Vehicle, which is a wholly owned subsidiary of Oil Industry Development Board (OIDB). As against the approved equity contribution of Rs.3832.56 crore, OIDB has released a cumulative equity contribution of Rs.3685.37 crore to ISPRL till FY-2017-18. During the FY-2018-19 (till 30.09.2018), OIDB's equity of Rs.10.00 crore has been released to ISPRL.

Besides, OIDB has also contributed Rs. 40.00 crore towards Hydrogen Corpus Fund (HCF), which was created by Ministry of Petroleum and Natural Gas, Government of India to promote use of hydrogen as auto fuel. The total corpus of the fund is Rs.100 crore, which is shared by OIDB and Oil PSUs in the ratio of 40:60. The approved eight projects under HCF have been completed at a cost of Rs.27.00 crore. Besides, a study programme on "UC Davis NextSTEPS programme membership" costing Rs.1.42 crore has also been funded out of HCF. A total corpus of Rs.152.43 crore (approx.) exists as on 30.09.2018 under HCF.

In addition to its mandated activities, OIDB organized various events such as World Environment Day on 15.06.2018, International Yoga Day on 21.06.2018, Swachhta Pakhwada from 01.07.2018 to 15.07.2018, Hindi Pakhwada from 14.09.2018 to 28.09.2018, Hindi Karyashala on 17.09.2018 and Swachhata hi Sewa from 15.09.2018 to 02.10.2018.

APPORTIONMENT OF CESS BETWEEN 1974 to 2017-18 AND ITS UTILIZATION BY OIBD

(Rs. in crore)

Year	Collection of cess on crude oil by Govt.	Payment made to OIBD by Govt.	Loan disbursed by OIBD	Grant disbursed by OIBD	Accretion to OIB Fund
1974-75	30.82	16.01	16.00	-	-
1975-76	50.05	62.27	61.63	0.20	2.03
1976-77	52.88	48.19	51.69	0.25	5.32
1977-78	63.72	50.10	54.67	0.20	8.59
1978-79	68.89	20.00	26.11	1.20	9.76
1979-80	69.70	140.00	165.56	0.22	16.75
1980-81	60.40	25.01	91.51	1.04	34.78
1981-82	138.97	142.92	187.90	1.59	41.03
1982-83	268.83	100.00	235.44	0.46	59.30
1983-84	812.80	-	124.87	1.01	47.00
1984-85	850.12	-	233.20	4.89	82.41
1985-86	897.66	-	70.97	7.36	97.55
1986-87	981.50	-	165.04	9.52	103.54
1987-88	1806.60	-	242.01	5.42	108.48
1988-89	2013.64	63.09	260.39	11.37	121.55
1989-90	2914.57	50.00	241.09	8.64	129.31
1990-91	2785.15	89.81	294.94	6.52	259.03
1991-92	2500.64	95.00	1029.83	9.71	287.32
1992-93	2207.61	-	706.20	11.29	267.30
1993-94	2175.46	-	915.82	12.22	396.51
1994-95	2566.16	-	276.27	26.15	319.49
1995-96	2819.52	-	822.38	27.29	395.50
1996-97	2558.03	-	1428.21	44.24	494.98
1997-98	2528.74	-	1513.65	37.80	510.55
1998-99	2448.18	-	1107.15	51.24	544.82
1999-00	2589.44	-	980.32	45.41	615.52
2000-01	2582.21	-	1144.83	57.15	565.01
2001-02	2722.79	-	1504.25	96.51	613.85
2002-03	4873.17	-	1790.50	123.07	355.61
2003-04	4919.49	-	520.00	77.21	247.36
2004-05	5033.97	-	2211.83	75.18	251.17
2005-06	4857.58	-	760.00	89.51	348.61
2006-07	6875.53	-	1827.90	211.45	509.17
2007-08	6854.00	-	1982.10	105.80	349.61
2008-09	6680.94	-	3043.00	135.94	367.68
2009-10	6637.13	-	2779.00	151.59	347.21
2010-11	7671.44	-	1388.41	128.77	329.83
2011-12	8065.46	-	1862.59	140.32	323.36
2012-13	14473.16	-	2307.00	152.46	267.36
2013-14	14542.38	-	2487.65	151.68	252.85
2014-15	14677.24	-	1459.85	310.64	231.40
2015-16	14468.94	-	1914.48	275.24	242.16
2016-17	12778.20	-	676.47	576.38	8.55
2017-18	14246.20	-	193.15	314.52	126.29
Total	189219.91*	902.40	41155.86	3498.66	10695.50

*Sources of information: ONGC, OIL & DGH.

OIDB BUDGET AT A GLANCE

(Rs. in crore)

Sl. No.	Heads	F.Y. - 2018-19	
		BE	Actual as on 30.09.2018
1	Grant to Regular Grantee Institutes		
i)	DGH	274.50	113.00
ii)	PCRA	55.13	27.41
iii)	CHT	31.90	4.93
iv)	PPAC	27.93	5.31
v)	OISD	20.24	12.16
	Total (A)	409.70	162.81
2	Grants to R&D activities	15.00	0.00
3	Other Grants	0.50	0.11
4	ISPRL Phase-II project	25.00	0.00
5	Total (B)	40.50	0.11
6	Loan	4000.00	100.00
7	Advances	617.16	30.00
8	Equity in ISPRL	138.00	10.00
	Total (C)	4755.16	140.00
9	Admn. & other Exp.		
i)	Capital Expenditure	3.90	0.02
ii)	MM Cell & contract Expenses	7.00	2.61
iii)	Hydrocarbon Sector Skill Council (HSSC)	2.00	2.00
iv)	Expenses on OIBD employees terminal benefit (Pension & Gratuity)	3.00	0.68
v)	Maintenance and operation of OIBD's office building facilities at NOIDA	11.77	4.21
vi)	Revenue and Admn. Exp.	6.38	2.84
	Total (D)	34.05	12.36
	Grand Total (A+B+C+D)	5239.41	315.28

COMPOSITION OF OIBD FUND

(Rs. in crore)

Sl. No.	Particulars	Fund as on 30.09.2018
1.	Outstanding loan with Oil PSUs	3521.73
2.	Equity contribution in ISPRL	3695.37
3.	Equity contribution in BLL	50.34
4.	Fund available in the shape of FDRs etc. in OIBD's Bank Accounts	3907.53
	Total Fund	11174.97

GRANTS BUDGETED AND RELEASED (DURING FY-2015-16 TO 2017-18)

(Rs. in crore)

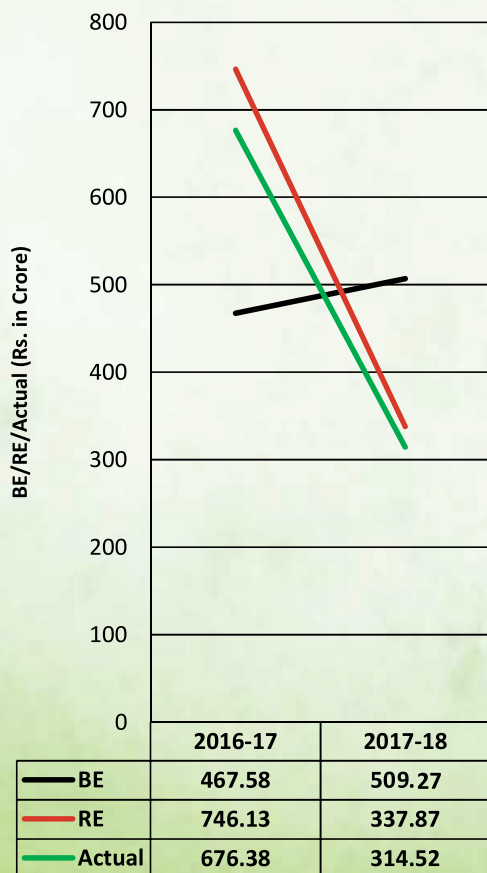
Name of the Grantee Institutes	2015-16			2016-17			2017-18		
	BE	RE	Actual	BE	RE	Actual	BE	RE	Actual
Regular Grant									
DGH	257.99	134.15	121.51	203.48	155.82	121.53	262.56	201.60	189.50
PCRA	71.07	47.13	41.13	74.00	64.00	41.25	74.00	48.55	43.88
CHT	31.02	20.14	19.59	28.25	20.10	19.82	32.25	34.60	32.12
PPAC	19.04	19.63	17.77	21.63	21.21	20.82	25.99	25.19	21.34
OISD	15.55	16.18	15.05	17.67	16.98	16.06	17.90	16.39	16.39
Total (A)	394.67	237.23	215.05	345.03	278.11	219.48	412.70	326.33	303.23
Grant for Research & Development									
NGHP projects	158.48	309.23	1.05	8.91	321.02	321.02	3.70	0.61	0.45
INDIAdept Technology, Guwahati	43.50	49.32	38.50	29.28	37.00	35.88	10.05	10.43	10.43
Total (B)	201.98	358.65	39.55	39.91	358.02	356.90	13.75	11.04	10.88
Other Grants									
RGIPT Rai Bareli (Temporary advance)	13.69	20.64	20.64	0.00	100.00	100.00*	0.00	0.00	0.00
RGIPT Assam	20.00	7.00	0.00	80.00	10.00	0.00	80.00	0.00	0.00
Distribution of Smart Card for PDS/Kerosene and Domestic LPG by OMC's	0.00	0.00	0.00	2.32	0.00	0.00	2.32	0.00	0.00
DFR/PFR for Strategic Storage of Crude Oil	0.00	0.00	0.00	0.00	0.00	0.00	0.00	0.00	0.00
Reimb. of exp. to OIL in r/o payment to Committee constituted by MOP&NG	0.00	0.00	0.00	0.32	0.00	0.00	0.50	0.50	0.41
Total (C)	33.69	27.64	20.64	82.64	110.00	100.00	82.82	0.50	0.41
Grand Total (A+B+C)	630.34	623.52	275.24	467.58	746.13	676.38	509.27	337.87	314.52

*Fund refunded by RGIPT

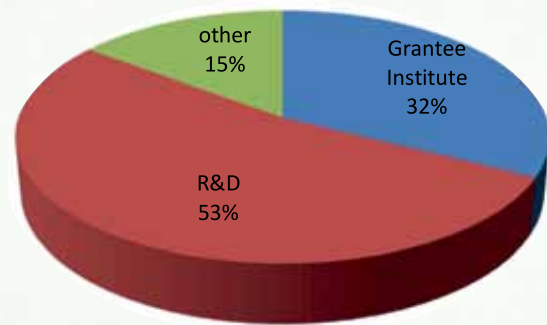
GRANTS BUDGETED AND RELEASED DURING THE F. Y. 2018-19 (AS ON 30.09.2018)

(Rs. in crore)

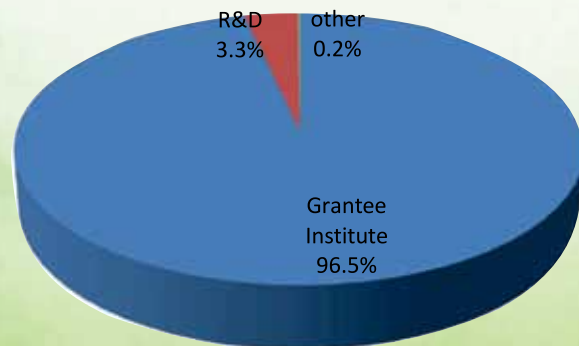
FY-2018-19	DGH	CHT	OISD	PCRA	PPAC	R&D	Others	Total
Grants budgeted (BE)	274.50	31.90	20.24	55.13	27.93	15.00	0.50	425.20
Total Grants released as on 30.09.2018	113.00	4.93	12.16	27.41	5.31	0.00	0.11	162.92
Utilization (in % of BE)	41.17%	15.45%	60.07%	49.72%	19.00%	0%	22.00%	38.32%



COMPOSITION OF GRANT F.Y. 2016-17

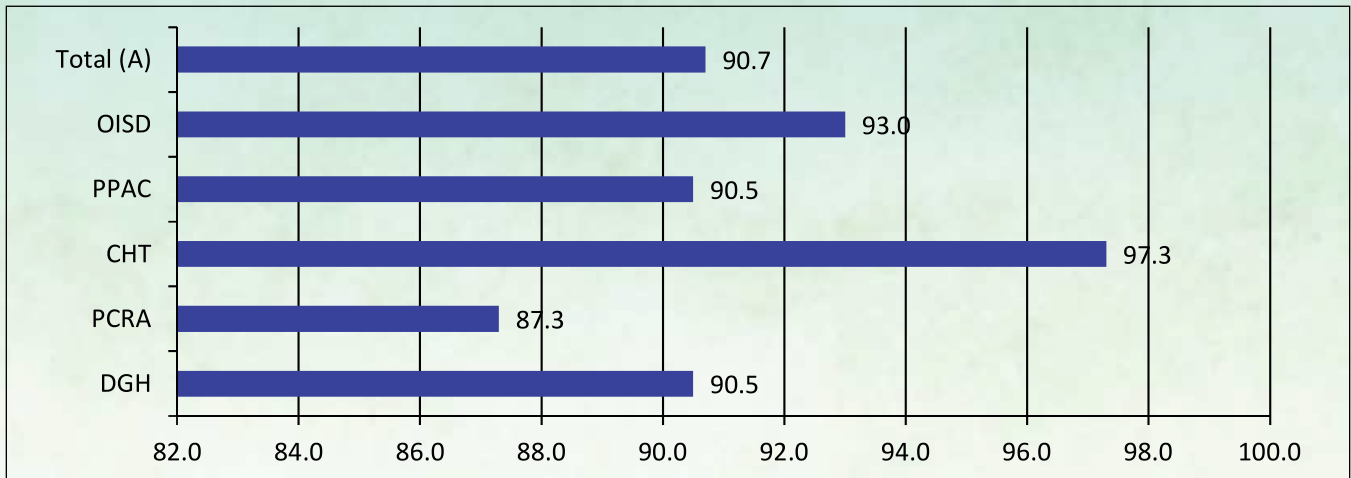


COMPOSITION OF GRANT F.Y. 2017-18

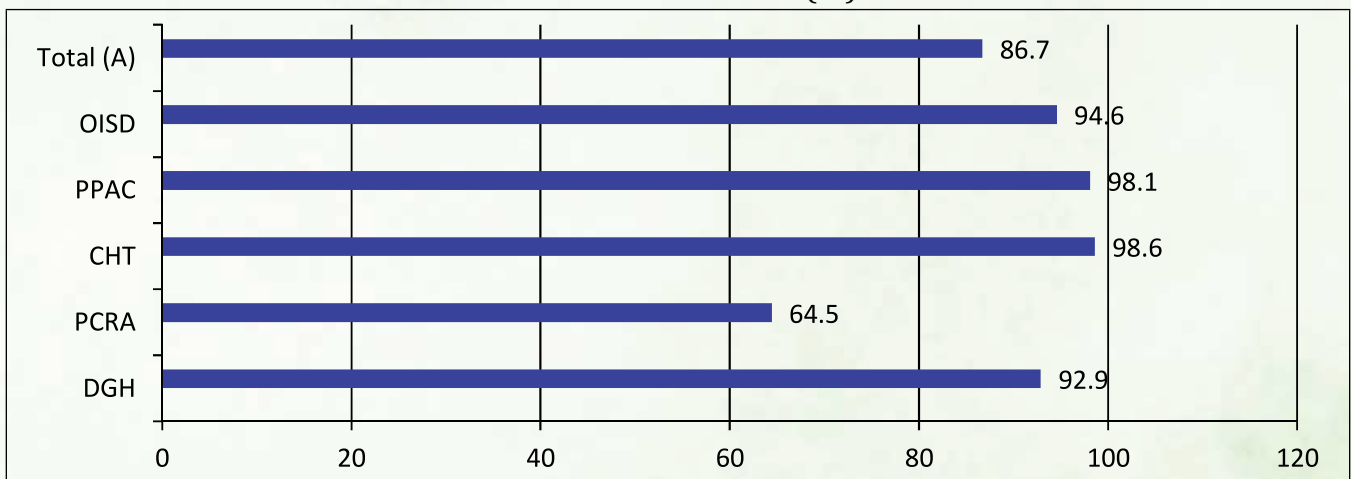


ACTUAL UTILISATION OF GRANTS BY REGULAR GRANTEE INSTITUTES VIS-À-VIS BUDGET (RE)

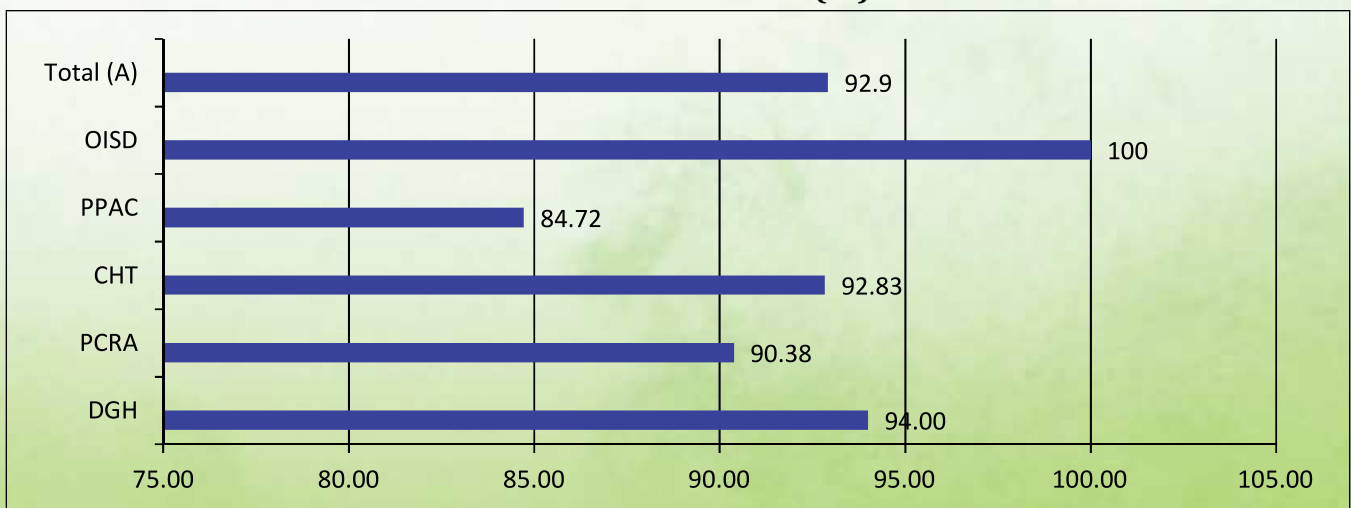
Utilization of Grant vis-a-vis RE (%) -2015-16



Utilization of Grant vis-a-vis RE (%) -2016-17

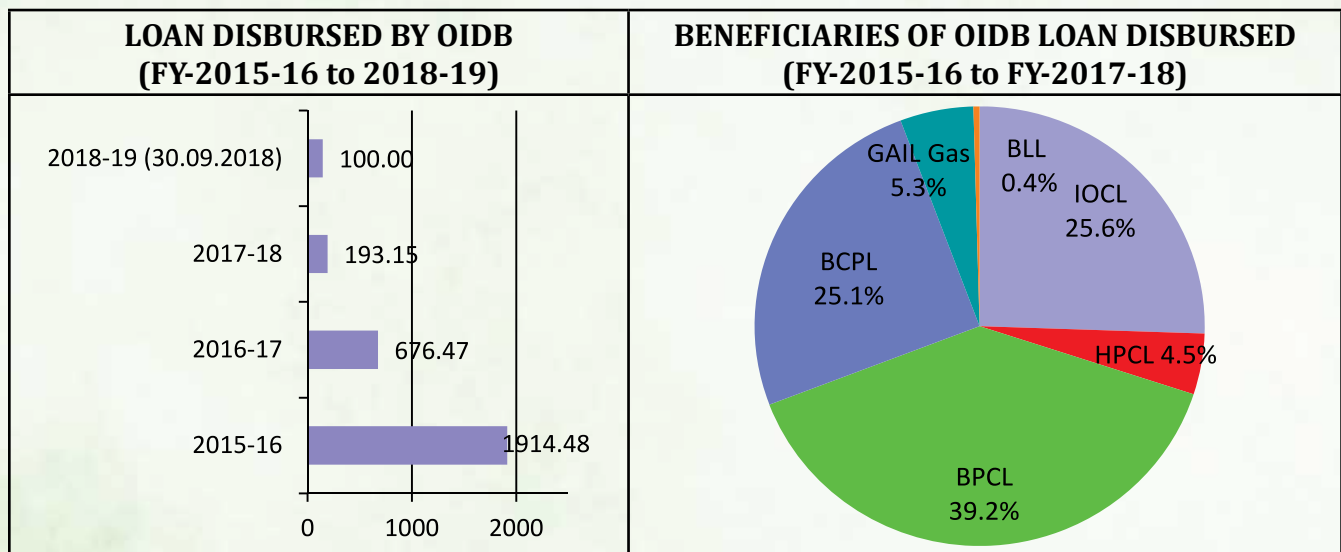


Utilization of Grant vis-a-vis RE (%) -2017-18



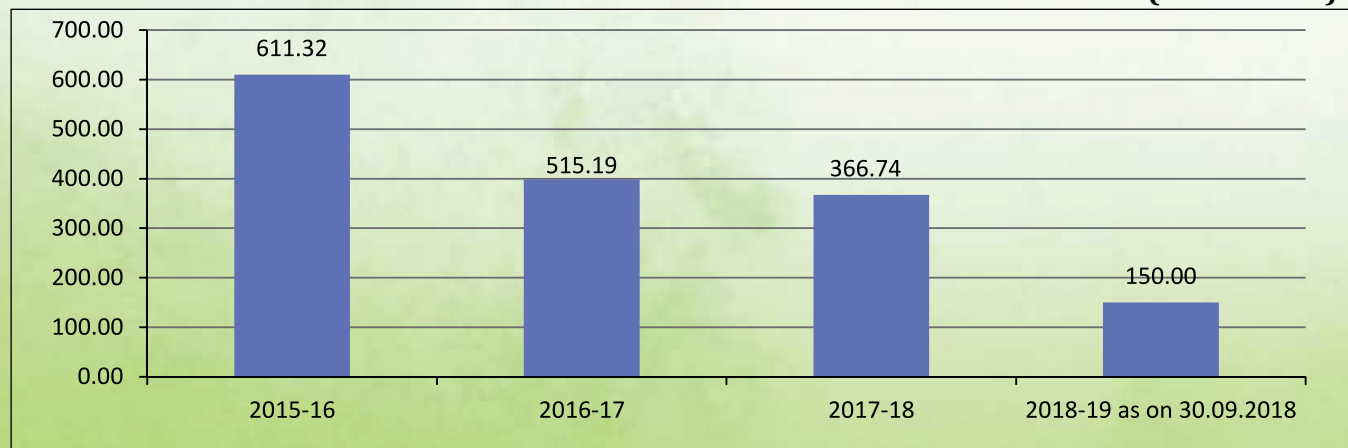
LOAN DISBURSED BY OIDB DURING THE F.Y.-2015-16 TO 2018-19 (AS ON 30.09.2018)

Name of the Oil PSUs	Financial Year (Rs. in crore)				Total
	2015-16	2016-17	2017-18	2018-19 (as on 30.09.2018)	
IOCL	711.25	0.00	0.00	0.00	711.25
HPCL	124.75	0.00	0.00	100.00	224.75
BPCL	744.25	346.00	0.00	0.00	1090.25
BCPL	298.00	243.12	157.58	46.37	745.07
GAIL Gas	24.23	87.35	35.57	0.00	147.15
BLL	12.00	0.00	0.00	0.00	12.00
Total	1914.48	676.47	193.15	146.37	2930.47



INTEREST RECEIVED ON OIDB LOAN FOR THE FY-2015-16 TO FY-2018-19 (30.09.2018)

(Rs. in crore)



LIST OF PROJECTS FINANCED THROUGH OIBD LOAN
(During the FY- 2015-16 to 2017-18)

Name of the Organization	Name of the projects
IOCL	1. Paradip Refinery Project. 2. Paradip Raipur Ranchi Product Pipeline. 3. Debottlenecking of SMPL. 4. Paradip Haldia Durgapur LPG Pipeline.
HPCL	5. Rewari Mathura Kanpur Pipeline. 6. Mangalore Bangalore LPG Pipeline. 7. Visakh Refinery Expansion project
BPCL	8. Integrated Refinery Expansion Project Kochi, 9. CDU/VDU Project Mumbai, 10. Kota Jobner Pipeline.
BCPL	11. Brahmaputra Cracker and Polymer Project (Assam Gas Cracker Project)
GAIL Gas Limited	12. City gas distribution project in 4 cities Dewas, Kota, Meerut and Sonipat. 13. City gas distribution project in the city of Bangaluru.

EQUITY INVESTMENT

(Amount in Rs.)

(A) EQUITY IN ISPRL	
Equity Approved by Govt	3832,56,00,000
Financial Year	Equity Released
2005-06	4,33,00,000
2006-07	32,53,28,453
2007-08	63,26,16,099
2008-09	193,29,90,214
2009-10	226,21,99,208
2010-11	442,35,41,829
2011-12	570,12,04,367
2012-13	811,54,79,687
2013-14	548,00,29,375
2014-15	323,91,43,775
2015-16	241,03,00,000
2016-17	130,55,00,000
2017-18	98,21,00,000
2018-19 (till 30.09.2018)	10,00,00,000
Total	36,953,733,007
(B) EQUITY IN BIECCO LAWRIE LTD.	
1994-95	17,58,00,000
2011-12	32,75,85,000
Total	50,33,85,000
GRAND TOTAL (A+B)	37,457,118,007

EVENTS ORGNIZED BY OADB DURING THE PERIOD FROM APRIL TO SEPTEMBER, 2018



World Environment Day



International Yoga Day



Swachhta Pakhwada



Hindi Pakhwada



Hindi Karyashala



Swachhta Hi Sewa

तेल उद्योग विकास बोर्ड
पेट्रोलियम एवं प्राकृतिक गैस मंत्रालय, भारत सरकार



Oil Industry Development Board
Ministry of Petroleum & Natural Gas, Government of India

Registered Office: 301, World Trade Centre, 3rd Floor, Babar Road, New Delhi-110001
Corporate Office : OIDB, Bhawan, "C" Block, Plot No. 2, Sector-73, Noida-201301 (U.P.)
Visit Oil Industry Development Board, Website : "<http://oidb.gov.in>"